

SURFBOARDS®

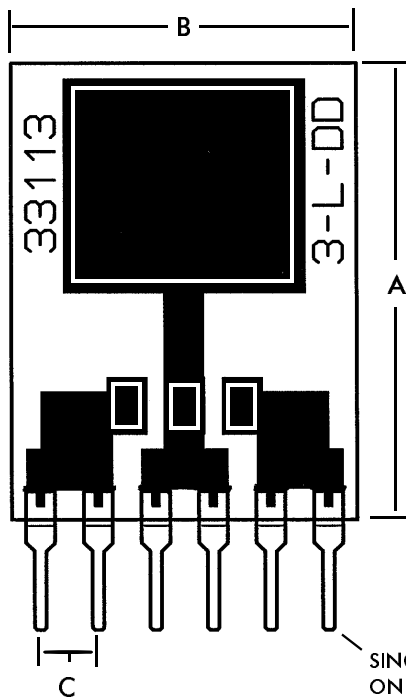


THE BREADBOARDING MEDIUM FOR SURFACE MOUNT™

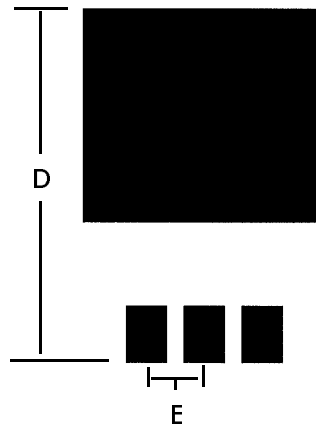
APPLICATION SPECIFIC ADAPTERS

IDS33113 3-9-99

MODEL 33113 FOR TO-263AB 3-LEAD D PACKAGE



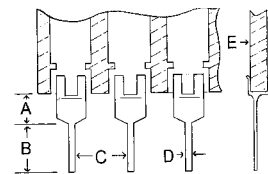
SINGLE-IN-LINE (SIP) PINS ON .1 in. CENTERS. TWO PER DEVICE LEAD. SEE PIN SPECS.



PINS ON .1 in. CENTERS PROVIDE COMPATIBILITY WITH BREADBOARDS AND SOCKETS. TWO PINS ARE PROVIDED FOR EACH DEVICE LEAD FOR GREATER CURRENT CAPACITY.

NOTE: CIRCUIT FOILS AND OUTPUT PINS MAY NOT BE SUITABLE FOR OPERATION AT HIGHEST RATED DEVICE CURRENT LEVELS. EXTREME TEMPERATURE RISE MAY RESULT IN FAILURE.

PIN SPECIFICATIONS / TOLERANCES



In Inches	
A	= .062 ± .006
B	= .130 ± .010
C	= .100 ± .005
D	= .020 ± .004
E	= .031 ± .005

FIG.	INCHES	MM
A	.800	20.32
B	.600	15.24
C	.100	2.54
D	.625	15.87
E	.100	2.54

BOARD SPECIFICATIONS

BOARD MATERIAL: .031 ± .005 in. Thick G-10 FR-4 Glass Epoxy or equivalent.

CIRCUITS: 1oz Copper with solder coated pads.

TOLERANCES: Given in inches
Board Size ± .020 / OAL ± .040
Circuit pattern/position ± .005

Copyright 1997, 1999 by Capital Advanced Technologies, Inc. All rights reserved. Surfboards Are a registered trademark of Capital Advanced technologies, Inc. All other trademarks or registered trademarks are property of their respective owners. Availability, specifications, and prices are subject to change without notice. All information given is believed to be accurate but is not guaranteed. The user of information given or products represented by such information is responsible for determining the suitability of said information or products for a given purpose.

CAPITAL ADVANCED TECHNOLOGIES, INC.

CAROL STREAM, ILLINOIS. USA.

PHONE 630-690-1696 WWW.CapitalAdvanced.Com FAX-ON-DEMAND 630-690-2865